

# CADE Finance and HR Reports

Administrative Staff Leadership Conference  
Presenter: Mary Jo Kuffner, Assistant Director Administration



## What Schools and Colleges are Doing to Develop Effective Management Reports

During this session we will provide an overview of three quick loading web based reports developed by CADE using Excel, SAS and Microsoft Reporting Services.

We will show you how we make large volumes of payroll and financial data meaningful by giving you the ability to sort by date ranges, PI, fund, org, program or activity codes (and then export the data to Excel).

We will review two finance applications and one HR application.



# Overview of Report Features

Data is Current: It is updated daily from EDW

Data is Secure: You sign on to a Secure Web-Based Site with Blue-Stem Authentication

Performance is Quick: We host all data on our servers

Easy data validation: Our report data matches both Banner (FGIBDSR) and View Direct

Report Designs are User Friendly: with Drill-down, Drop-down and Finance Period selections available

No Special Tools are required: We use Excel and Internet Explorer



# Who is CADE?

CADE is short for “The Center for the Advancement of Distance Education” We are a self-supporting unit within the School of Public Health here at the University of Illinois at Chicago.

We partner or contract with university and government organizations to provide technology solutions to meet a variety of education, training, research and administrative needs.

CADE (originally a research and development unit for the Division of Specialized Care for Children for 15+ years) moved to the School of Public Health 10 years ago with a staff of 6. Currently we employ over 50 full time staff.



# What does CADE do?

**Our mission is to create innovative, technology solutions for everyday problems.**

**We design and develop:**

- Interactive training modules (via the internet, cell phones, DVD/tape this can include games or simulations).
- Database driven applications such as learning management systems, CEQ and Instructor evaluation systems; course or conference registration systems (including the ability to do online payments via credit cards).
- Research related online data gathering and analysis systems.



# CADE Staff Overview

Our staff have extensive experience in accounting, finance, HR, management, computer programming, web design and development, research, statistics and multimedia related projects such as streaming audio/ video over the internet.

The staff who designed and developed the Finance and HR Reports have over 60 years of combined experience in their respective fields.



# Report Tools Used

## **For the two Finance Reports we used:**

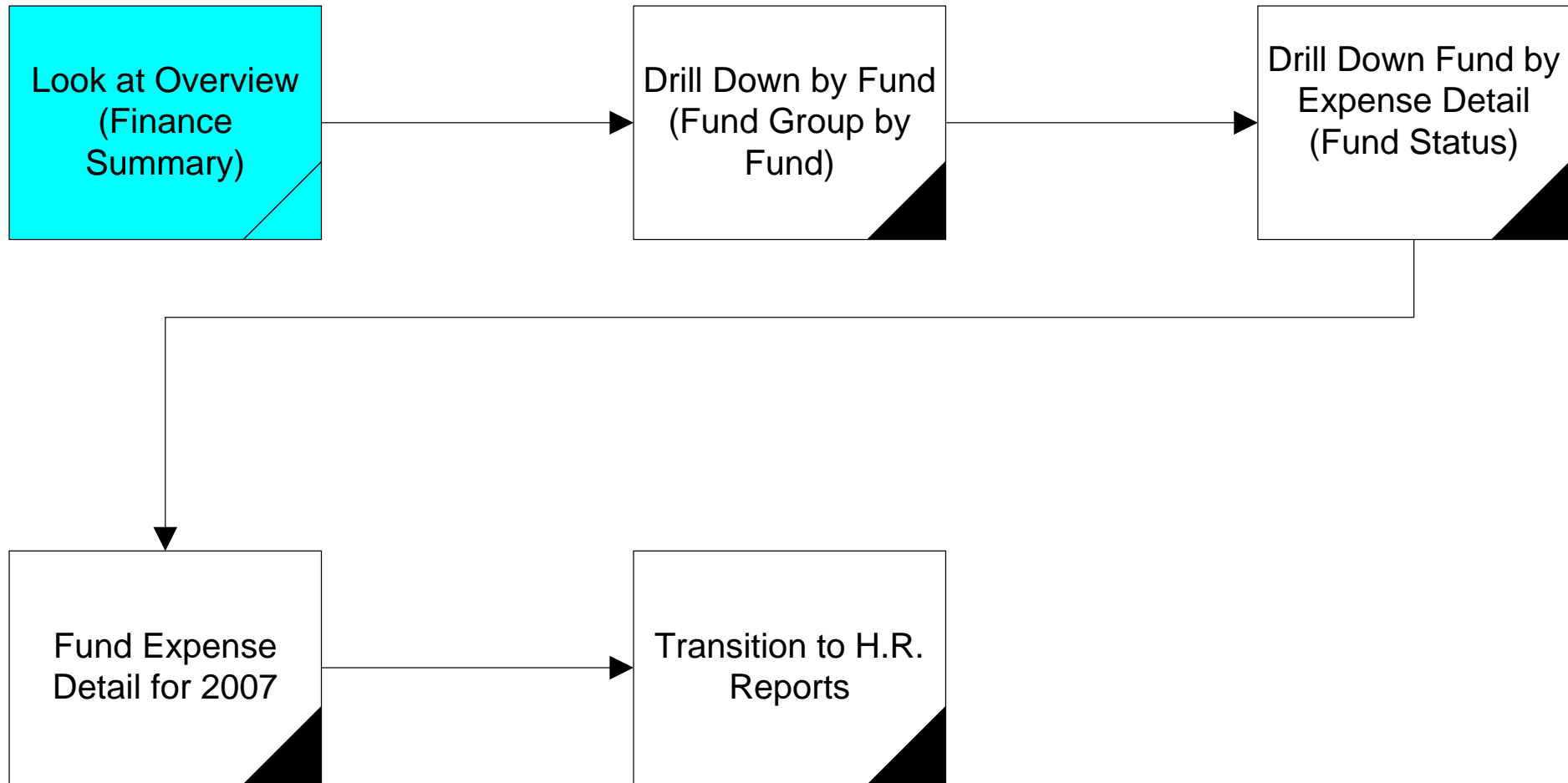
- Excel: best for use at the department level, has most flexibility for users. (Has a 65,000 records limitation).
- SAS: best for use at the School or College level (more secure and allows unlimited amounts of data to be processed).

## **For the HR Reports:**

- MS Reporting Services (higher security) usable at all levels with no data limitations.



# Excel Application Roadmap







# Excel Fund Group Summary Tab

University of Illinois at Chicago - School of Public Health

443 Center for the Advancement of Distance Education

PERIOD ENDING January 31, 2007 as of February 19, 2007

Zoom Adj

Cut Off Period



	Budget	Revenue	Expense	Obligations	Available Balance
State Funding (FY 2007)	18,000.00		9,496.05	6,066.92	2,437.03
Indirect Cost Recovery (Expenses/Obligations are Current FY Only) (Budget is Current FY and Prior Year's CarryForward)	148,784.99		(0.01)	-	148,785.00
Self Funding (ITD)	-	6,178,347.13	5,064,381.98	914,484.26	199,480.89
Grants and Contracts (ITD)	12,483,261.12		11,074,774.12	1,048,409.97	360,077.03
Gifts (ITD)	78.61		70.00	-	8.61

ALL FUNDS .....

**710,788.56**

Instructions

**Fund Group Summary**

Fund Group by Fund

Fund Group by FOP

Fund Status

Fund\_Status\_Detail

# Excel Fund Group Summary Tab

University of Illinois at Chicago - School of Public Health

443 Center for the Advancement of Distance Education

PERIOD ENDING January 31, 2007 as of February 19, 2007

Zoom Adj

Cut Off Period

Ability to select data "cut off period" using normal dates. i.e. January 31, 2007, February 28, 2007 etc.

	Budget	Revenue	Expense	Obligations	Available Balance
	18,000.00		9,496.05	6,066.92	2,437.03
	<b>Obligations are Current FY Only)</b>				
	148,784.99		(0.01)	-	148,785.00
	-	6,178,347.13	5,064,381.98	914,484.26	199,480.89
<b>Grants and Contracts (ITD)</b>	12,483,261.12		11,074,774.12	1,048,409.97	360,077.03
<b>Gifts (ITD)</b>	78.61		70.00	-	8.61
<b>ALL FUNDS .....</b>					<b>710,788.56</b>



# Excel Fund Group Summary Tab

University of Illinois at Chicago - School of Public Health

443 Center for the Advancement of Distance Education

PERIOD ENDING January 31, 2007 as of February 19, 2007

Zoom Adj

Cut Off Period

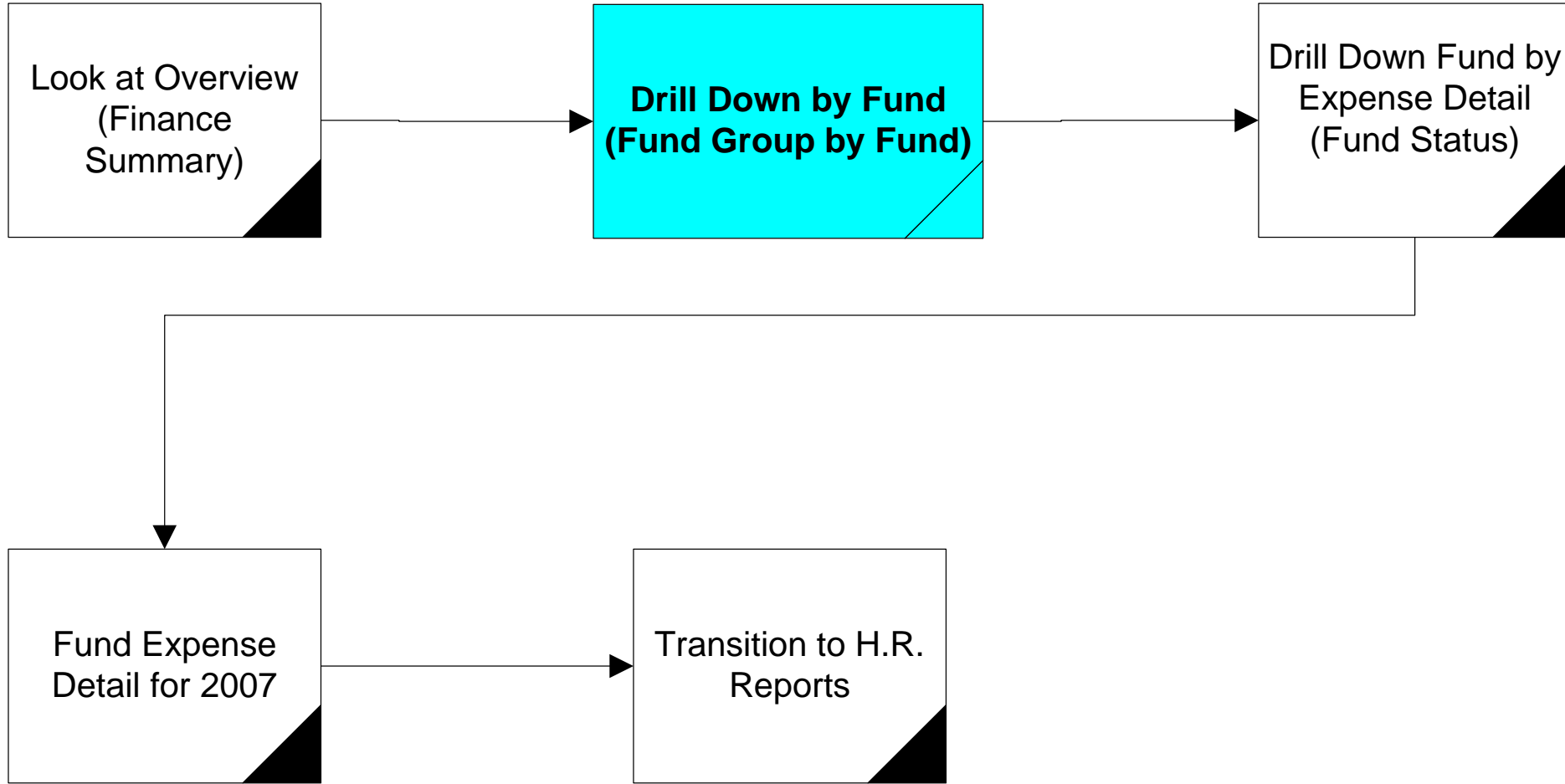
	Budget	Revenue	Expense	Obligations	Available Balance
State Funding (FY 2007)	18,000.00		9,496.05	6,066.92	2,437.03
Indirect Cost Recovery (Expenses/Obligations are from Prior Year's CarryForward) (Budget is Current FY and Prior Year's CarryForward)	148,784.99			-	148,785.00
Self Funding (ITD)	-	6,000.00		484.26	199,480.89
Grants and Contracts (ITD)	12,483,261.12		11,074,774.12	1,048,409.97	360,077.03
Gifts (ITD)	78.61		70.00	-	8.61

Where did this come from?

ALL FUNDS ..... **710,788.56**



# Excel Application Roadmap





# Excel Fund Group by Fund View

Zoom  
Adj

Cut Off Period



Rebuild this  
Form

University of Illinois at Chicago - School of Public Health  
443 Center for the Advancement of Distance Education  
PERIOD ENDING January 31, 2007 as of February 19, 2007

Fund Group Fund	AVAILABLE BALANCE				Other Reference Information		
	Budget	Revenue	Expense	Obligations	Grant Code	Principle Investigator	Current Budget Period
<b>1 State Funding</b>							
100007 103 FY07 GRF/IF General Funds	18,000.00		9,496.05	6,066.92			2,437.03
<b>1 State Funding Total</b>	<b>18,000.00</b>		<b>9,496.05</b>	<b>6,066.92</b>			<b>2,437.03</b>
<b>2 ICR</b>							
200250 106 Indirect Cost Recovery	148,784.99		(0.01)				148,785.00
<b>2 ICR Total</b>	<b>148,784.99</b>		<b>(0.01)</b>				<b>148,785.00</b>
<b>3 Self Funding</b>							
300011 103 Payroll Suspense - Department			0.00				(0.00)
301404 610 Rev Design Inveren			0.00				
301407 706 Pub Hlth Prg		2,204,090.55	2,204,090.55	0.00			0.00
301469 509 Rev Dr Yeung Animals			(0.00)				0.00
301583 443 Public Hlth Training & Practice		112,638.53	17,907.86	8,501.10			86,229.57
301649 443 CADE Pub Hlth Prg		3,861,618.05	2,842,383.57	905,983.16			113,251.32
301658 245 CHS Ldrshp Prg Dev Cont Ed			0.00				
<b>3 Self Funding Total</b>		<b>6,178,347.13</b>	<b>5,064,381.98</b>	<b>914,484.26</b>			<b>199,480.89</b>
<b>4 Grants &amp; Contracts</b>							
493822 443 HRSA T10HP07691-01	25,000.00				E6173 Public Health Nursing Continuing	Rowitz, Louis	09/01/06 - 08/31/07
494017 443 HRSA 2 D20HP00019-06	251,406.00		58,967.83	68,421.73	E6344 Mid America Public Health Trainin	Rowitz, Louis	09/01/04 - 08/31/05
599213 443 Idph 57081008	100,000.00		100,000.00	0.00	H9045 IDPH LMS Enhancements	Monahan, Colleen	08/31/04 - 08/30/05
599331 443 Idph 47081002	250,000.00		250,000.00	0.00	H9134 IDPH LMS Enhancements	Monahan, Colleen	08/31/03 - 08/30/04
599592 443 IDPH 35080807 CADE	365,000.00		365,000.00	0.00	H9325 IDPH Emergency Preparedness	Turnock, Bernard J	
<b>4 Grants &amp; Contracts Total</b>	<b>12,483,261.12</b>		<b>11,074,774.12</b>	<b>1,048,409.97</b>			<b>360,077.03</b>
<b>6 Gifts</b>							
621373 443 CADE Gift Account	78.61		70.00				8.61
<b>6 Gifts Total</b>	<b>78.61</b>		<b>70.00</b>				<b>8.61</b>
<b>Grand Total</b>	<b>12,650,124.72</b>	<b>6,178,347.13</b>	<b>16,148,722.14</b>	<b>1,968,961.15</b>			<b>710,788.56</b>

Instructions

Fund Group Summary

**Fund Group by Fund**

Fund Group by FOP

Fund Status

Fund Status Detail



# Excel Fund Group by Fund Data

University of Illinois at Chicago - School of Public Health  
 443 Center for the Advancement of Distance Education  
 PERIOD ENDING January 31, 2007 as of February 19, 2007

		AVAILABLE BALANCE				
Fund Group Fund		Budget	Revenue	Expense	Obligations	
<b>1 State Funding</b>						
	100007 103 FY07 GRF/IF General Funds	18,000.00		9,496.05	6,066.92	2,437.03
<b>1 State Funding Total</b>		<b>18,000.00</b>		<b>9,496.05</b>	<b>6,066.92</b>	<b>2,437.03</b>
<b>2 ICR</b>						
	200250 106 Indirect Cost Recovery	148,784.99		(0.00)		148,785.00
<b>2 ICR Total</b>				<b>(0.01)</b>		<b>148,785.00</b>
<b>3 Self Funding</b>						
	300011 103 Payroll Suspense - D			0.00		(0.00)
	301404 610 Rev Design Inference			0.00		0.00
	301407 706 Pub Hlth Prg			0.05	0.00	0.00
	301469 509 Rev Dr Yeung Anim			(0.00)		0.00
	301583 443 Public Hlth Training			7.86	8,501.10	86,229.57
	301649 443 CADE Pub Hlth Prg			342,383.57	905,983.10	113,251.22
	301658 245 CHS Ldrshp Prg Dev			0.00		0.00
<b>3 Self Funding Total</b>			<b>47.13</b>	<b>5,064,381.98</b>	<b>914,484.26</b>	<b>199,480.89</b>
<b>4 Grants &amp; Contracts</b>						
	493822 443 HRSA T10HP07691-01	25,000.00				25,000.00
	494017 443 HRSA 2 D20HP00019-06	251,406.00		58,967.83	68,421.73	124,016.44
	599213 443 Idph 57081008	100,000.00		100,000.00	0.00	(0.00)
	599331 443 Idph 47081002	250,000.00		250,000.00	0.00	(0.00)
	599592 443 IDPH 35080807 CADE	365,000.00		365,000.00	0.00	0.00
<b>4 Grants &amp; Contracts Total</b>		<b>12,483,261.12</b>		<b>11,074,774.12</b>	<b>1,048,409.93</b>	<b>360,077.02</b>
<b>6 Gifts</b>						
	621373 443 CADE Gift Account	78.61		70.00		8.61
<b>6 Gifts Total</b>		<b>78.61</b>		<b>70.00</b>		<b>8.61</b>
<b>Grand Total</b>		<b>12,650,124.72</b>	<b>6,178,347.13</b>	<b>16,148,722.14</b>	<b>1,968,961.15</b>	<b>710,788.56</b>

Balances highlighted correspond to Fund Group Summary View

# Excel Fund Group by Fund Data

Zoom Adj | University of Health  
443 Center for the Advancement of Distance Education  
PERIOD ENDING 01/31/07

	Budget	Revenue	Expense	Obligations	Available Balance
State Funding (FY 2007)	18,005.92				2,437.03
Indirect Cost Recovery (Expenses/Obligation) (Budget is Current FY and Prior Year's CarryForward)	148,784.00				148,785.00
Self Funding (ITD)	34.26				199,480.89
Grants and Contracts (ITD)	12,483,261.97				360,077.03
Gifts (ITD)	78.00				8.61
<b>Grand Total</b>	<b>12,650,124.72</b>	<b>6,178,347.13</b>	<b>16,148,722.14</b>	<b>1,968,961.15</b>	<b>710,788.56</b>

University of Illinois at Chicago - School of Public Health  
443 Center for the Advancement of Distance Education  
PERIOD ENDING January 31, 2007 as of February 19, 2007

AVAILABLE BALANCE					
	Budget	Revenue	Expense	Obligations	
	18,000.00		9,496.05	6,066.92	2,437.03
	18,000.00		9,496.05	6,066.92	2,437.03
	148,784.99		(0.00)		148,785.00
			(0.01)		148,785.00
					(0.00)
				0.00	0.00
					0.00
				9,501.10	95,229.57
			42,383.57	905,983.15	113,251.12
			0.00		
		12,483,261.12	11,074,774.12	1,048,409.57	360,077.03
	25,000.00				25,000.00
	251,406.00		58,967.83	68,421.73	124,016.44
	100,000.00		100,000.00	0.00	(0.00)
	250,000.00		250,000.00	0.00	(0.00)
	365,000.00		365,000.00	0.00	(0.00)
	12,483,261.12		11,074,774.12	1,048,409.57	360,077.03
	78.61		70.00		8.61
<b>6 Gifts Total</b>	<b>78.61</b>		<b>70.00</b>		<b>8.61</b>
<b>Grand Total</b>	<b>12,650,124.72</b>	<b>6,178,347.13</b>	<b>16,148,722.14</b>	<b>1,968,961.15</b>	<b>710,788.56</b>

*Balances highlighted correspond to Fund Group Summary View*



# Excel Fund Group by Fund Detail

Zoom  
Adj

Cut Off Period



Rebuild this  
Form

University of Illinois at Chicago - School of Public Health  
443 Center for the Advancement of Distance Education  
PERIOD ENDING January 31, 2007 as of February 19, 2007

## AVAILABLE BALANCE

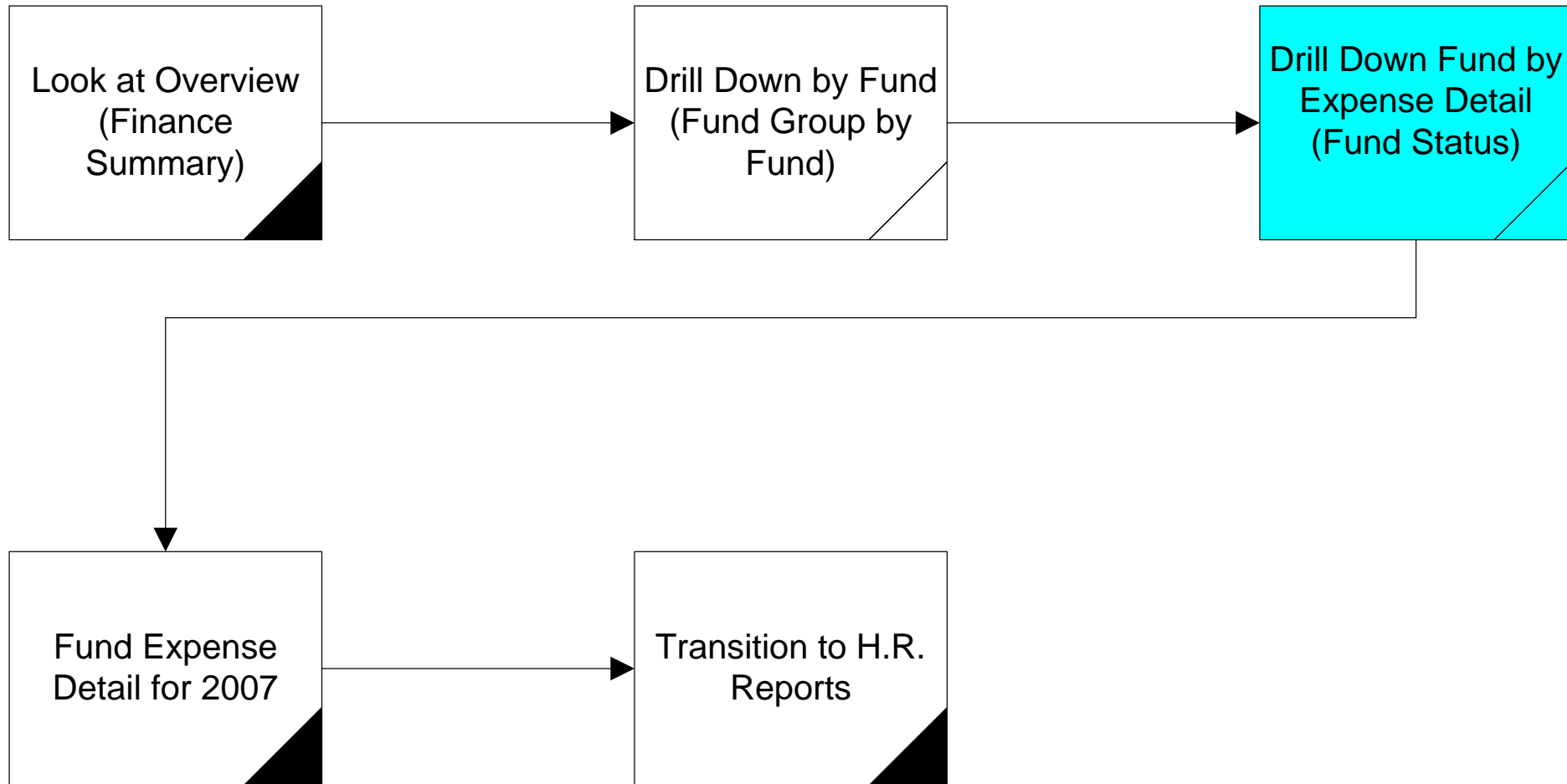
Fund Group Fund	Budget	Revenue	Expense	Obligations	
<b>4 Grants &amp; Contracts</b>					
493822 443 HRSA T10HP07691-01	25,000.00				25,000.00
<b>494017 443 HRSA 2 D20HP00019-</b>	<b>251,406.00</b>		<b>58,967.83</b>	<b>68,421.73</b>	<b>124,016.44</b>
599331 443 Idph 57081008	100,000.00		100,000.00	0.00	(0.00)
599331 443 Idph 47081002	250,000.00		250,000.00	0.00	(0.00)
599592 443 Idph 000007 CADE	365,000.00		365,000.00	0.00	
<b>4 Grants &amp; Con</b>	<b>261.12</b>		<b>11,074,774.12</b>	<b>1,048,409.97</b>	<b>360,077.03</b>
<b>6 Gifts</b>					
621	78.61		70.00		8.61
<b>6 Gifts Total</b>	<b>78.61</b>		<b>70.00</b>		<b>8.61</b>
<b>Grand Total</b>	<b>12,650,124.72</b>	<b>6,178,347.13</b>	<b>16,148,722.14</b>	<b>1,968,961.15</b>	<b>710,788.56</b>

I Want to look at  
this Fund





# Excel Application Roadmap



Zoom  
Adj

Inception to Date

Fiscal Year 2007

Project



Cal Off Period



Fund



Organization



Program



443 Center for the Advancement of Distance Education

Fund = 494017 443 HRSA 2 D20HP00019-06 Organization = (All) Program = (All) Activity =  
PERIOD ENDING January 31, 2007 for INCEPTION TO DATE as of February 19, 2007

Fund Status for FOIA 494017 - (All) - (All) -

Fund Start Date = September 01, 2006

Principle Investigator = Rowitz, Louis

Fund End Date = August 31, 2011

Grant Code = E6344 Mid America Public Health Training Center

	Budget	Revenue	Expenses	Obligations	Available Balance
Revenue	0.00	0.00		0.00	0.00
<b>Direct Expenses:</b>					
<b>Personnel</b>	120,802.00		50,353.03	63,353.45	7,095.52
<b>Other:</b>					
Expense Budget Pool	0.00		0.00	0.00	0.00
Materials and Supplies	1,080.00		0.00	0.00	1,080.00
Transportation Services	24,188.00		3,302.69	0.00	20,885.31
Services	87,082.00		344.14	0.00	86,737.86
IT Services	0.00		0.00	0.00	0.00
Equipment	0.00		0.00	0.00	0.00
Plant Expenditures	0.00		0.00	0.00	0.00
Miscellaneous	0.00	0.00	0.00	0.00	0.00
Transfers	0.00		0.00	0.00	0.00
<b>Subtotal</b>	233,152.00		54,599.86	63,353.45	115,198.69
<b>Indirect Cost Recovery</b>	18,254.00		4,367.97	5,068.28	8,817.75
<b>Total</b>	251,406.00		58,967.83	68,421.73	124,016.44

Available Balance 124,016.44

Direct Expense Available Balance is (no Obligations included) \$178,552.14

443 Center for the Advancement of Distance Education

Fund = 494017 443 HRSA 2 D20HP00019-06 Organization = (All) Program = (All) Activity = PERIOD ENDING January 31, 2007 for INCEPTION TO DATE as of February 19, 2007

Fund Status for FOIA 494017 - (All) - (All) -

Fund Start Date = September 01, 2006

Principle Investigator = Rowitz, Louis

Fund End Date = August 31, 2011

Grant Code = E6344 Mid America Public Health Training Center

	Budget	Revenue	Expenses	Obligations	Available Balance
Revenue	0.00	0.00		0.00	0.00
<b>Direct Expenses:</b>					
<b>Personnel</b>	120,802.00		50,353.03	63,353.45	7,095.52
<b>Other:</b>					
Expense Budget Pool	0.00		0.00	0.00	0.00
Materials and Supplies	1,000.00		0.00	0.00	1,060.00
Transportation Services			3,302.69	0.00	20,885.31
Services			344.14	0.00	86,137.86
IT Services			0.00	0.00	0.00
Equipment			0.00	0.00	0.00
Plant Expenditures			0.00	0.00	0.00
Miscellaneous		0.00	0.00	0.00	0.00
<b>Transfers</b>	0.00		0.00	0.00	0.00
<b>Subtotal</b>	233,152.00		54,599.86	63,353.45	115,198.69
<b>Indirect Cost Recovery</b>	18,254.00		4,367.97	5,068.28	8,817.75
<b>Total</b>	251,406.00		58,967.83	68,421.73	124,016.44

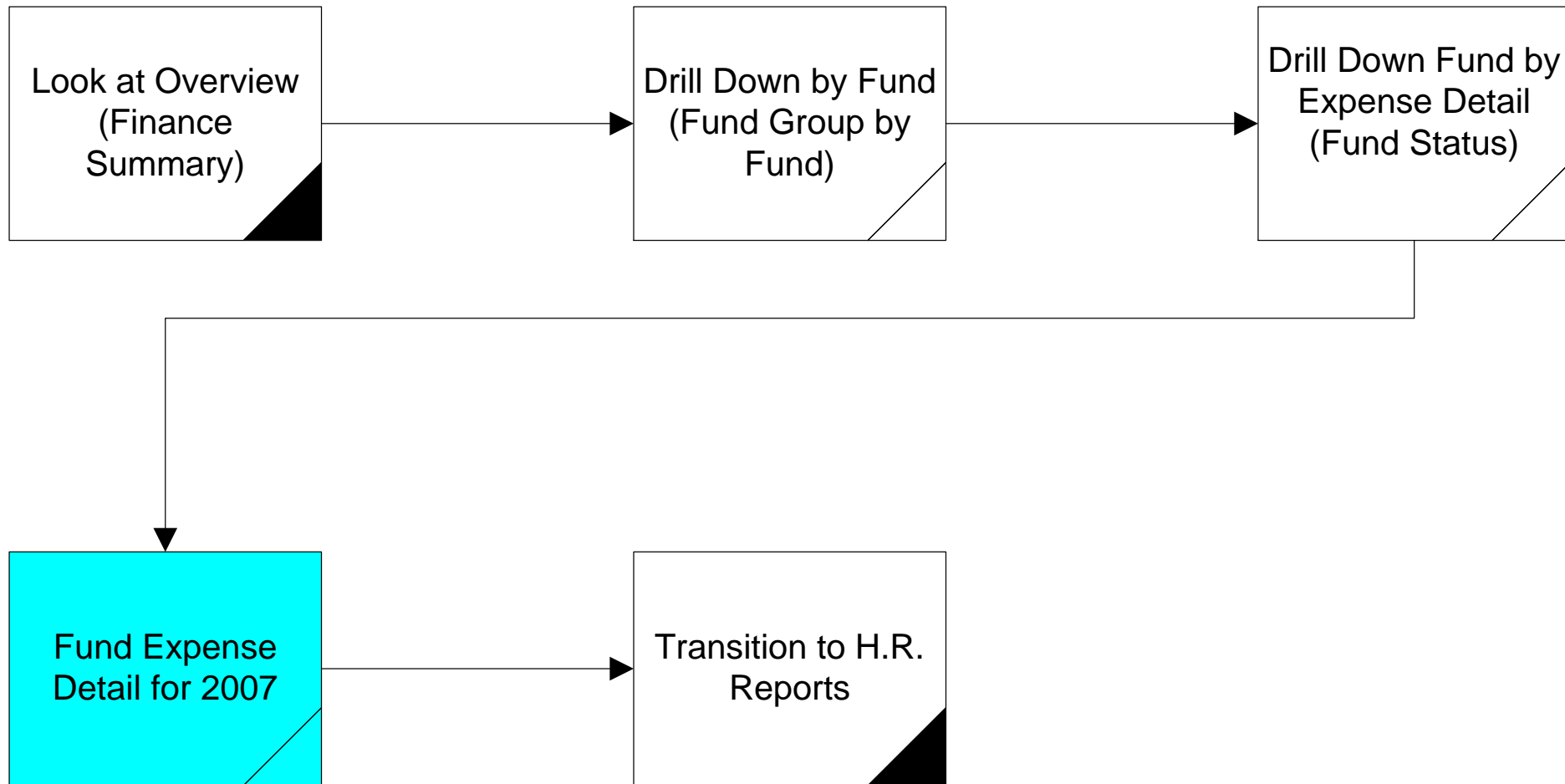
Where did this number come from?

Available Balance 124,016.44

Direct Expense Available Balance is (no Obligations included) \$178,552.14



# Excel Application Roadmap





# Excel Fund Status Detail

Dept 
 Cut Off Period

Fund  Organization  Program

443 Center for the Advancement of Distance Education

Fund = 494017 443 HRSA 2 D20HP00019-06 Organization = (All) Program = (All) Activity =  
 PERIOD ENDING January 31, 2007 for INCEPTION TO DATE as of February 19, 2007

Amount				Bud, Act, Obl	Fiscal Year	Period		
				Budget	Actuals	Actuals Total	Obligations	
				2007				
REV - EXP	Personnel/Other Exp	Account Type	Account No.					
Expense	Personnel	20 Academic Salary		90,229.00	37,809.44	37,809.44	47,859.16	
		25 Benefit Costs		30,573.00	12,543.59	12,543.59	15,494.29	
	Personnel Total				120,802.00	50,353.03	50,353.03	63,353.45
	Non-Personnel	12 Materials and Supplies		1,080.00				
		13 Transportation Services		24,188.00	3,302.69	3,302.69		
		14 Services		87,082.00	944.14	944.14		
	Non-Personnel Total				112,350.00	4,246.83	4,246.83	
	Indirect Costs	1A Indirect Costs Pool		18,254.00	4,367.97	4,367.97	5,068.28	
	Indirect Costs Total				18,254.00	4,367.97	4,367.97	5,068.28
	<b>Expense Total</b>				<b>251,406.00</b>	<b>58,967.83</b>	<b>58,967.83</b>	<b>68,421.73</b>



# Excel Fund Status Detail

Zoom Adj | Inception to Date | Fiscal Year 2007 | Dept | Cut Off Period

Fund | Organization | Program | Rebuild This Form

443 Center for the Advancement of Distance Education

Fund = 494017 443 HRSA 2 D20HP00019-06 Organization = (All) Program = (All) Activity =  
 PERIOD ENDING January 31, 2007 for INCEPTION TO DATE as of February 19, 2007

REV - EXP	Personnel/Other Exp	Account Type	Account No.	Bud, Act, Obl		Fiscal Year	Period	Obligations	
				Budget	Actuals	2007	Actuals Total		
Expense	Personnel	20 Academic Salary		90,229.00	37,809.44		37,809.44	47,859.16	
		25 Benefit Costs		30,573.00	12,543.59		12,543.59	15,494.29	
	Personnel Total			120,802.00	50,353.03		50,353.03	63,353.45	
	Non-Personnel	12 Materials and Supplies		1,080.00					
		13 Transportation Services		24,188.80	3,302.69		3,302.69		
		14 Services		8,000.00	944.14		944.14		
	Non-Personnel Total			33,268.80	4,246.83		4,246.83		
	Indirect Costs		1A Indirect Costs Pool			4,367.97		4,367.97	5,068.28
	Indirect Costs Total					4,367.97		4,367.97	5,068.28
	<b>Expense Total</b>				251,406.00	58,967.83		58,967.83	68,421.73

**50,353.03**



# Excel Fund Status Detail

Zoom Adj    Inception to Date    Fiscal Year 2007    Dept    Cut Off Period

Fund    Organization    Program    Rebuild This Form

443 Center for the Advancement of Distance Education

Fund = 494017    443 HRSA 2 D20HP00019-06    Organization = (All)    Program = (All)    Activity =  
 PERIOD ENDING January 31, 2007    for INCEPTION TO DATE    as of February 19, 2007

Amount				Bud, Act, Obl	Fiscal Year	Period		
				Budget	Actuals	Actuals Total	Obligations	
REV - EXP	Personnel/Other Exp	Account Type	Account No.		2007			
Expense	Personnel			88,253.00	37,809.44	37,809.44	47,859.16	
	Personnel Total			120,573.00	12,543.59	12,543.59	15,494.29	
	Non-Personnel			1,080.00				
	14 Services			24,188.00	3,302.69	3,302.69		
	Non-Personnel Total			112,350.00	4,246.83	4,246.83		
	Indirect Costs	1A Indirect Costs Pool		18,254.00	4,367.97	4,367.97	5,068.28	
	Indirect Costs Total			18,254.00	4,367.97	4,367.97	5,068.28	
<b>Expense Total</b>				<b>251,406.00</b>	<b>58,967.83</b>	<b>58,967.83</b>	<b>68,421.73</b>	

**Drill Down on Fiscal Year 2007**

# Excel Fund Status Detail Drill Down by Month

Dept 
 Cut Off Period

Fund 
 Organization 
 Program

443 Center for the Advancement of Distance Education

Fund = 494017 443 HRSA 2 D20HP00019-06    Organization = (All)    Program = (All)    Activity =  
 PERIOD ENDING January 31, 2007    for INCEPTION TO DATE    as of February 19, 2007

Amount		Bud, Act, Obl	Fiscal Year	Period	
		Budget	Actuals		
			2007		
REV - EXP	Personnel/Other		1/31/2007	12/31/2006	11/30/2006
Expense	Personnel	90,229.00	8,701.67	8,701.67	8,424.76
		30,573.00	2,889.00	2,887.95	2,787.73
	<b>Personnel Total</b>	<b>120,802.00</b>	<b>11,590.67</b>	<b>11,589.62</b>	<b>11,212.49</b>
	Non-Personnel				
	12 Materials and Supplies	1,080.00			
	13 Transportation Services	24,188.00		1,561.60	1,536.50
	14 Services	87,082.00	79.01	123.15	476.36
	<b>Non-Personnel Total</b>	<b>112,350.00</b>	<b>79.01</b>	<b>1,684.75</b>	<b>2,012.86</b>
	Indirect Costs				
	1A Indirect Costs Pool	18,254.00	933.58	1,061.94	1,058.01
	<b>Indirect Costs Total</b>	<b>18,254.00</b>	<b>933.58</b>	<b>1,061.94</b>	<b>1,058.01</b>
<b>Expense Total</b>		<b>251,406.00</b>	<b>12,603.26</b>	<b>14,336.31</b>	<b>14,283.36</b>

**Monthly expenses display**



# Excel Fund Status Detail HR Drill Down

Zoom Adj | Inception to Date | Fiscal Year 2007 | Dept | Cut Off Period

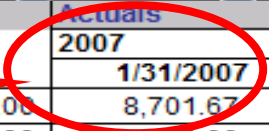
Fund | Organization | Program | Rebuild This Form

443 Center for the Advancement of Distance Education

Fund = 494017 443 HRSA 2 D20HP00019-06 Organization = (All) Program = (All) Activity =  
 PERIOD ENDING January 31, 2007 for INCEPTION TO DATE as of February 19, 2007

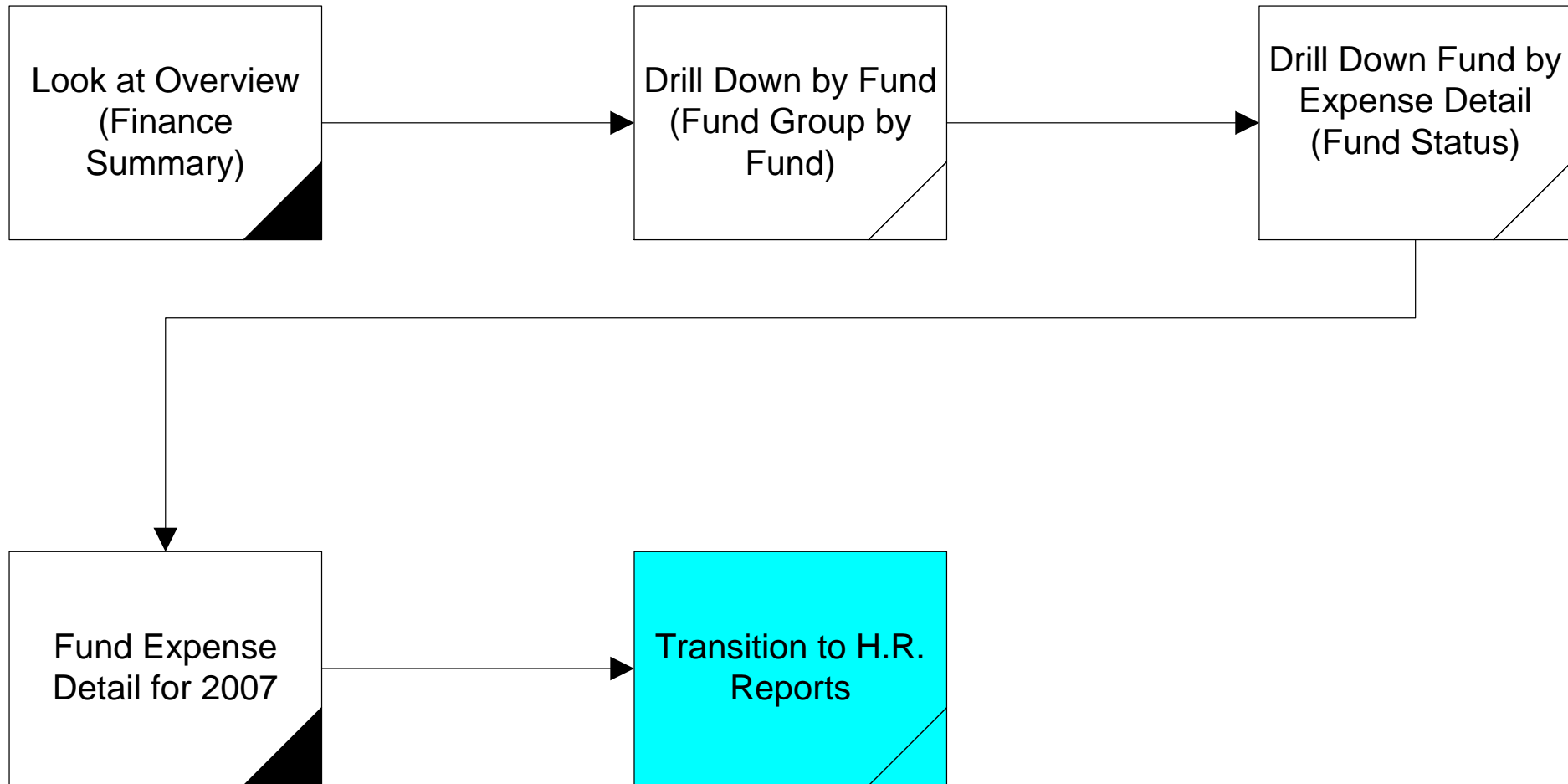
Amount		Bud, Act, Obl	Fiscal Year	Period	
		Budget	Actuals		
			2007		
REV - EXP	Personnel/Other		1/31/2007	12/31/2006	11/30/2006
Expense	Personnel	90,229.00	8,701.67	8,701.67	8,424.76
		30,573.00	2,889.00	2,887.95	2,787.73
	<b>Personnel Total</b>	<b>120,802.00</b>	<b>11,590.67</b>	<b>11,589.62</b>	<b>11,212.49</b>
	Non-Personnel				
	12 Materials and Supplies	1,080.00			
	13 Transportation Services	24,188.00		1,561.60	1,536.50
	14 Services	87,082.00	79.01	123.15	476.36
	<b>Non-Personnel Total</b>	<b>112,350.00</b>	<b>79.01</b>	<b>1,684.75</b>	<b>2,012.86</b>
	Indirect Costs				
	1A Indirect Costs Pool	18,254.00	933.58	1,061.94	1,058.01
	<b>Indirect Costs Total</b>	<b>18,254.00</b>	<b>933.58</b>	<b>1,061.94</b>	<b>1,058.01</b>
<b>Expense Total</b>		<b>251,406.00</b>	<b>12,603.26</b>	<b>14,336.31</b>	<b>14,283.36</b>

Who is included in the 8,701.67 Labor Charge?





# Application Roadmap





# MS HR Report View (Web)

## HR Reports - Demo

[Logout](#) | [Reports](#) | [Admin](#)

Select Fiscal Year	<input type="text" value="2007"/>	Department	<input type="text" value="443 Ctr for Adv Dist Educ Pub Hlth"/>
Fund	<input type="text" value="494017"/>	Grant	<input type="text" value="-ALL-"/>
Zoom:	<input type="text" value="100%"/>		
Format:	<input type="text" value="HTML"/>		
<input type="button" value="Generate Report"/>			

### Dept: 443 Fiscal Yr : 2007 - Grant Employee Summary Report as of 2/26/2007 11:01:40 AM

Grant / Fund No. / Org No. / Prog No. / UIN / Name / Tuition Remission				Feb 07			Jan 07			Dec 06			
				Salary	Hours	Benefits	Salary	Hours	Benefits	Salary	Hours		
E6344	494017	443007	191000	Person 1	No	\$2,500.00	86.66	\$833.81	\$2,500.00	86.66	\$833.81	\$2,500.00	86.66
		443012	191000	Person 2	No	\$3,293.33	138.66	\$1,094.14	\$3,293.33	138.66	\$1,094.14	\$3,293.33	138.66
				Person 3	No	\$3,533.32	138.68	\$1,176.32					
				Person 4	No	\$291.67	8.67	\$35.79	\$291.67	8.67	\$35.79	\$291.67	8.67
				Person 5	No	\$1,844.17	34.66	\$591.80	\$1,844.17	34.67	\$591.80	\$1,844.17	34.66
				Person 6	No	\$772.50	34.67	\$257.75	\$772.50	34.67	\$257.75	\$772.50	34.67
				<b>Total</b>				\$12,234.99	442	\$3,989.61	\$8,701.67	303.33	\$2,813.29



# MS HR Report View (Web)

Mission		Feb 07			Jan 07	
		Salary	Hours	Benefits	Salary	Hours
Person 1	No	\$2,500.00	86.66	\$833.81	\$2,500.00	86.66
Person 2	No	\$3,293.33	138.66	\$1,094.14	\$3,293.33	138.66
Person 3	No	\$3,533.32	138.68	\$1,176.32		
Person 4	No	\$291.67	8.67	\$35.79	\$291.67	8.67
Person 5	No	\$1,844.17	34.67	\$611.80	\$1,844.17	34.67
Person 6	No	\$772.50	34.67	\$277.75	\$772.50	34.67
		\$12,234.99	442	\$3,989.61	\$8,701.67	303.33

Here it is!



# HR Report Features

- Uses Reporting Services from Microsoft
- Keeps Data Secure
- No Additional Excel Programming Required
- Available Anytime/Anywhere as Data is Web Based (excel not needed)
- No Data Limitations (unlimited number of records)



# HR Report Views Available (MS)

- Current Roster (Active Employee List)
- History Roster (Historical Employee List)
  
- Employee and Funds Charged
  - Annual Summary of Expenses
  - Monthly Transaction Details
  
- Fund and Employees Charged
  - Annual Summary of Expenses
  - Monthly Transaction Details
  
- Employee Payroll History



# SAS Finance Report Features

## Two Query Views

- High level quick summary views
- Dynamic user-defined summary or detail view

## Strengths

- Processes large volumes of data efficiently, designed specifically for large units, college level views, and individual customization.
- Ability to select date ranges, PI, Org Levels, and Funds
- Can export to Excel



# SAS Finance Application – Fund Group Report

Cutoff period

- [Go to Fund Status Report](#)
- [Create Excel Report](#)
- [View Decimals](#)
- [Calculator](#)
- [Print Report](#)

Fund Group Summary   
 Select Report

**University of Illinois at Chicago - School of Public Health**  
**443 Ctr for Adv Dist Educ Pub Hlth**  
 | Fund: 494017 443 HRSA 2 D20HP00019-06  
 | Cutoff period by 1/31/2007 | For Fiscal Year 2007 | Data As Of 2/28/2007

	Budget	Revenue	Expense	Obligations	
Fund Group					AVAILABLE BALANCE
State Funding					\$0
ICR					\$0
Self Funding					\$0
Grants & Contracts	\$251,406		\$58,968	\$68,422	\$124,016
Gifts					\$0
	\$251,406		\$58,968	\$68,422	\$124,016
<b>Total Funds:</b>					<b>\$124,016</b>





# SAS Finance Application – Fund Status Report

Cut-off Period: 1/31/2007  
 Inception to Date (selected) / Fiscal Year: 2007  
 443 Ctr for Ad ... / All Fund Groups / All Grants  
 494017 443 HRS ... / All Organizations / All Programs  
 From: [ ] To: [ ] / All Fund Types / All PIs

- [Go to Fund Group Report](#)
- [Create Excel Report](#)
- [View Decimals](#)
- [Calculator](#)
- [Print Report](#)

**University of Illinois at Chicago - School of Public Health**  
**Fund Status Summary Report For ' 443 Ctr for Adv Dist Educ Pub Hlth '**  
 | Fund: 494017 443 HRSA 2 D20HP00019-06  
 | Inception to date: 1/31/2007 | Data As Of 2/28/2007

REV EXP	Direct Indirect	Account Type	Budget	Actuals	Obligation	Available Balance
Expense	Direct Expenses					\$0
		12 Materials and Supplies	\$1,080			\$1,080
		13 Transportation Services	\$24,188	\$3,303		\$20,885
		14 Services	\$87,082	\$944		\$86,138
		20 Academic Salary	\$90,229	\$37,809	\$47,859	\$4,560
		25 Benefit Costs	\$30,573	\$12,544	\$15,494	\$2,535
<b>Expense</b>	<b>Direct Expenses</b>		<b>\$233,152</b>	<b>\$54,600</b>	<b>\$63,353</b>	<b>\$115,199</b>
	Indirect Costs Recovery					\$0
		1A Indirect Costs Pool	\$18,254	\$4,368	\$5,068	\$8,818
<b>Expense</b>	<b>Indirect Costs Recovery</b>		<b>\$18,254</b>	<b>\$4,368</b>	<b>\$5,068</b>	<b>\$8,818</b>
<b>Expense</b>			<b>\$251,406</b>	<b>\$58,968</b>	<b>\$68,422</b>	<b>\$124,016</b>



# SAS Finance Application – Fund Status Report Custom View

Cut-off Period:    
 Inception to Date   
 Fiscal Year:

- [Go to Fund Group Report](#)
- [Create Excel Report](#)
- [View Decimals](#)
- [Calculator](#)
- [Print Report](#)

Select Template:

Available	Selected	View Sub Total
P/N/I	REV-EXP	REV-EXP
Fund Group	Direct/Indirect	Direct/Indirect
Fund Type	Account Type	
Department		
Fund		
Organization		
Program		
Account Number		
Grant name		
PI		
Fiscal Year		
Fiscal Month		
Doc Type		
Doc Number		
Description		
Trans Date		
	<input type="button" value=" &gt;&gt;&gt;"/>	<input type="button" value=" +"/>
	<input type="button" value=" &lt;&lt;&lt;"/>	<input type="button" value=" -"/>
	<input type="button" value=" Up"/>	<input type="button" value=" Down"/>
<input type="button" value=" Finish Set Up"/>		

			Actuals	Obligation		Available Balance
REV						\$0
Exp						\$1,080
			3,303			\$20,885
			944			\$86,138
			7,809	\$47,859		\$4,560
			2,544	\$15,494		\$2,535
Expense			4,600	\$63,353		\$115,199
						\$0
		1A Indirect Costs Pool	\$18,254	\$4,368	\$5,068	\$8,818
Expense		Indirect Costs Recovery	\$18,254	\$4,368	\$5,068	\$8,818
Expense			\$251,406	\$58,968	\$68,422	\$124,016



# Development Description

- Studied EDW Structure (Enterprise Data Warehouse)
- Analyzed and Configured Data (naming conventions and data rules were not consistent)
- Built an Administrative Site to Control and Secure Access to the Applications
- Tested and Validated Data Prior to Releasing to all School of Public Health Business Managers.



# Summary of Available Reports

## **EXCEL Finance Application**

- Three static views and two interactive dynamic query forms to see structured, meaningful reports.
- Ability to “flip” between static views and query views. Can easily manipulate and redefine reports.
- Ability to drill down to transaction level.

## **SAS Finance Application**

- Two query views
  - High level quick summary view
  - Dynamic user-defined summary or detail view
- Processes large volume of data efficiently, designed specifically for large units, college level views, and individual customization.
- Ability to select date ranges, PI, Org Levels, and Funds
- Can export to Excel

## **MS Reporting Services HR Application.**

- Three standard views available but can customize and add views.
- Employee Payroll view (by period)
- Fund View by Employee
- Employee View by Fund
- Employee Roster (current listing and historical status)
- Ability to extract data in multiple formats, such as : Excel, PDF, HTML, Etc.



## Next Steps:

CADE can develop these applications at the school or college level.

Pricing is dependent on amount of data hosted and whether existing applications can be reused or customization is required.

We allow resource pooling – so if several colleges want similar features they can split the costs.



# CADE Contact Information

For a customized demo using your data please contact:

Mary Jo Kuffner

Assistant Director of Administration

Phone: 312-996-6981

Email: [kuffner@uic.edu](mailto:kuffner@uic.edu)

<http://www.uic.edu/sph/cade/>

Please allow two weeks for us to download and review your data. Plan on the demo lasting one hour. We can accommodate up to 10 people per demo.